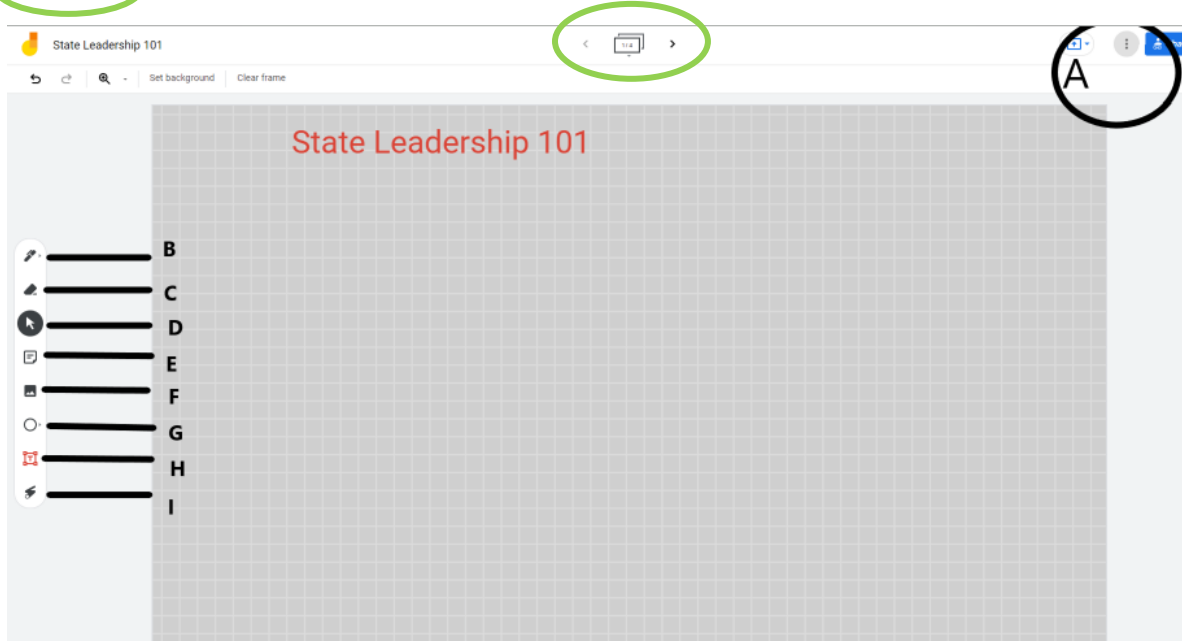
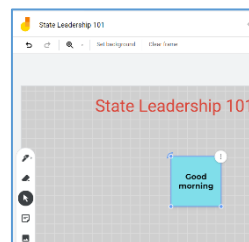
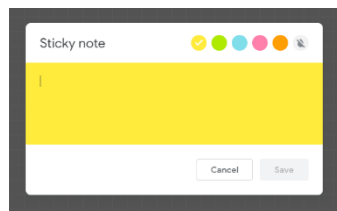


Learning Jamboard

Each Jamboard is made up of several slides. Be sure that you are on the correct slide for your breakout room to post your comments with sticky notes. You will navigate to the correct slide with this navigation.



- A. This is where you will be able to see who else is on the slide. There will be different color circles.
- B. Use to write on the slide.
- C. Use to erase anything you wrote on the slide
- D. Use to select any text on the screen
- E. **Use to create sticky notes for posting your ideas on the slide. You can also edit your sticky note and change the color of your sticky note by tapping the 3 dots and clicking "edit".**



- F. Use to add an image to your slide.
- G. Use this to add shapes to your slide. Choose the 3 dots on the top right to delete the shape.
- H. Use to add a text box.
- I. Use to access a laser to point at items for sharing with others.