

CTE Postsecondary Enrollment by Ethnicity 2015-16 (22,127)				
Ethnicity	CSN	GBC	TMCC	WNC
Asian	1,554	19	310	27
Black	1,693	19	149	28
White	5,066	769	3,564	836
Hispanic/Latino	3,438	236	1,405	229
American Indian/Alaskan Native	106	53	90	31
Native Hawaiian/Pacific Islander	225	9	6	10
Two or More Races	694	22	192	38
Unknown	1,082	50	113	66
Total Unduplicated Enrollment	13,858	1,177	5,829	1,265

CTE Postsecondary Enrollment by Program Area 2015-16				
Program Area	CSN	GBC	TMCC	WNC
Agriculture & Natural Resources	82	27	142	55
Business & Marketing	10,938	691	2,514	1,145
Education, Hospitality & Human Services	4,643	208	2,002	281
Health Sciences & Public Safety	9,926	648	4,127	1,127
Information & Media Technology	4,167	562	1,707	656
Skilled & Technical Sciences	4,935	1,253	4,514	1,015
Duplicated Totals	34,691	3,389	15,837	4,279

CTE Postsecondary Performance Indicators 2015-16				
Performance Indicator	Target	Actual	Met Target	
1P1 - Technical Skill Attainment	90.00%	87.49%	No*	
2P1 - Degree or Credential	55.00%	68.12%	Yes	
3P1 - Student Retention or Transfer	57.00%	54.30%	No*	
4P1 - Student Placement (Employment or Military Service)	92.50%	95.05%	Yes	
5P1 - Participation in Nontraditional Programs	30.62%	30.09%	No*	
5P2 - Completion of Nontraditional Programs	22.00%	18.99%	No	

*Met 90% of Perkins requirement

**NEVADA STATE BOARD OF EDUCATION/
NEVADA STATE BOARD FOR
CAREER AND TECHNICAL EDUCATION**

Elaine Wynn, President
Mark Newburn, Vice President
Robert Blakely
Beth Brown-Swanberg
David Carter
Tonia Holmes-Sutton
David Jensen
Sam Lieberman
Dawn Miller
Felicia Ortiz
Samantha Molisee, Student Representative

NEVADA DEPARTMENT OF EDUCATION

Steve Canavero, Ph.D.
Superintendent of Public Instruction

Kristine Nelson, M.A. CPM, Director
Office of Career Readiness, Adult Learning
& Education Options

**Strategic Goal of Career and
Technical Education**


Develop programs that will provide the information and skills necessary to compete in a global economy and to exercise the rights and responsibilities of citizenship for every Nevada learner.

This information was compiled and prepared by the Nevada Department of Education
Patrick Bell, Ph.D., Education Programs Professional
Office of Career Readiness, Adult Learning & Education Options
755 N. Roop St., Suite 201
Carson City, NV 89701
775-687-7300
www.doe.nv.gov/CTE/

The Nevada Department of Education does not discriminate on the basis of race, color, religion, national origin, sex, disability, sexual orientation, gender identity or expression, or age in its programs and activities and provides equal access to the Boy Scouts and other designated youth groups.
For inquiries, contact the Equity Coordinator at (775) 687-9200.

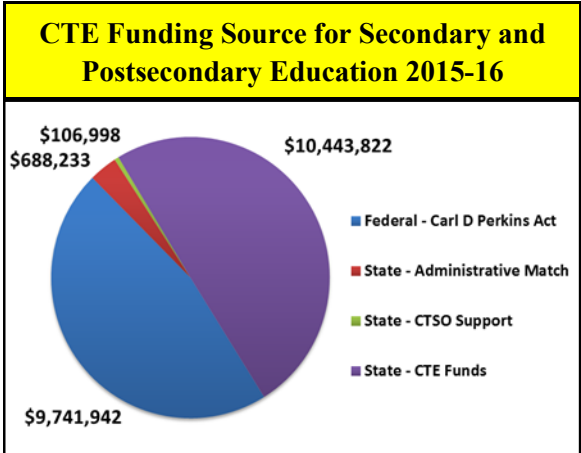
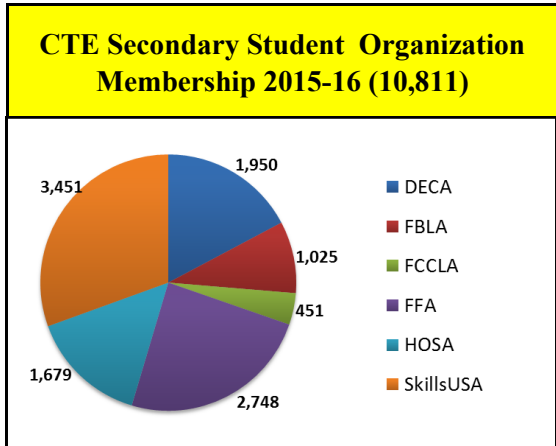
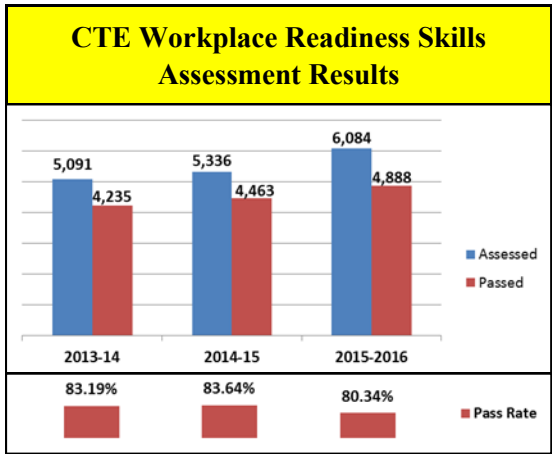
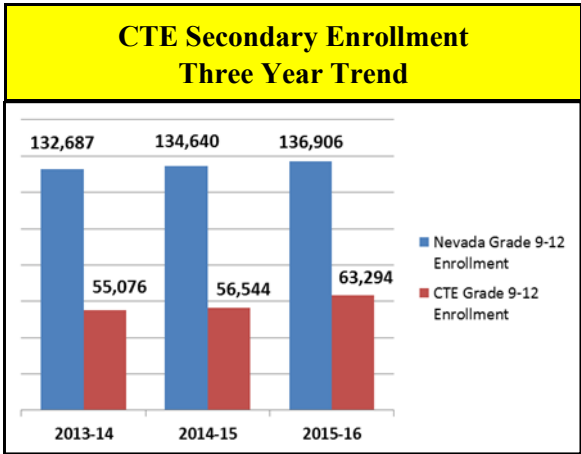
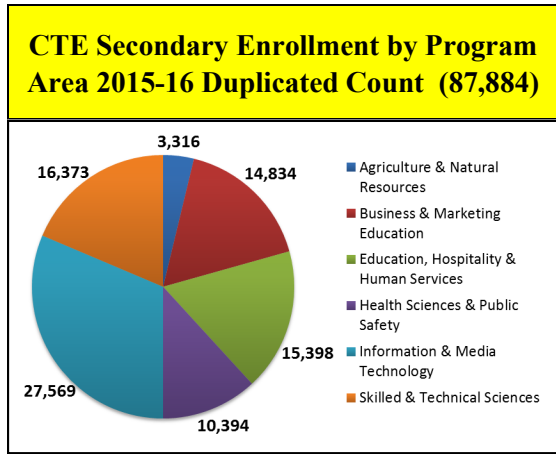
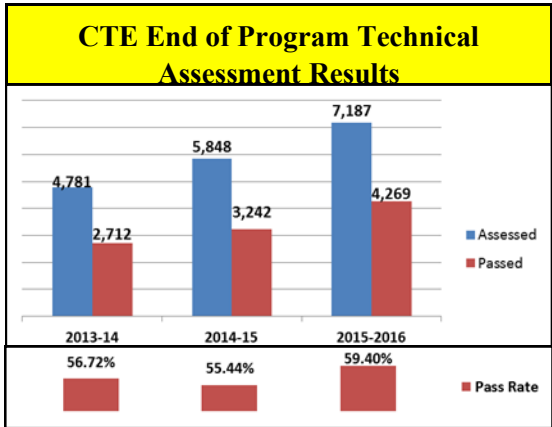
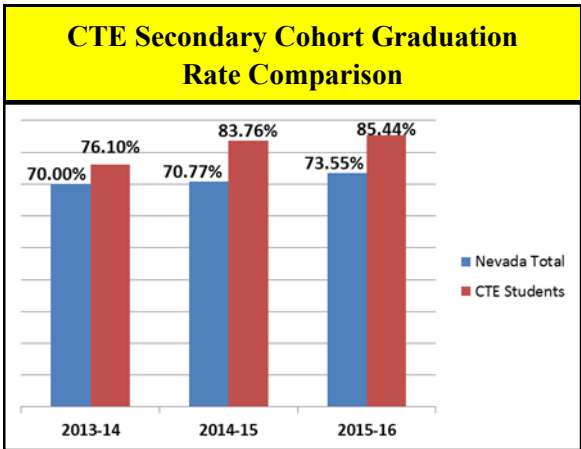
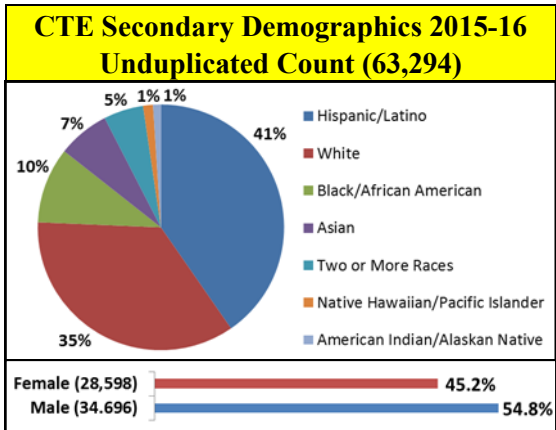


**2015-2016 CTE
Secondary &
Postsecondary
Education in Nevada**



CTE Mission Statement

The Office of Career Readiness, Adult Learning & Education Options is dedicated to developing innovative educational opportunities for students to acquire skills for productive employment and lifelong learning.



CTE Secondary Performance Indicators 2015-16

Performance Indicator	Target	Actual	Met Target
1S1 - Academic Attainment Reading/Language Arts*	—	—	—
1S2 - Academic Attainment Math*	—	—	—
2S1 - Technical Skill Attainment	48.00%	59.38%	Yes
3S1 - School Completion	92.50%	96.90%	Yes
4S1 - Graduation Rates	72.00%	85.44%	Yes
5S1 - Secondary Positive Placement	95.50%	95.87%	Yes
6S1 - Participation in Nontraditional Programs	33.50%	38.59%	Yes
6S2 - Completion of Nontraditional Programs	25.00%	30.71%	Yes

*1S1/1S2 ESEA waiver (data not reported)